



AXIS 360 ON YOUR MOBILE DEVICE **including the Kindle Fire**

Axis 360 now offers the **all-in-one-app** available for **iOS** and **Android devices** and **Kindle Fire tablets**

Visit the App Store or Google Play Store to download the Axis 360 app

1. Open the Axis 360 app and log in with your library barcode and PIN. If you don't have a PIN, you can add one to your account at the Circulation or Information Desk.
2. The ebook  and audiobook  icons displayed in the top right corner of each title indicate the type of book. When these icons appear in gray, they are not presently available for checkout, but can be placed on hold.
3. Once you've selected a title, tap the **Checkout** button to borrow the item. When the download is complete, your title will automatically open and you may begin reading immediately.



Checked-out items will automatically return at the end of the 21 day loan period. However, if you wish to return an item early, go to your **Checked Out** items under the **My Stuff** tab and tap the title you wish to return and select **Return**.

My Stuff contains your **Checked Out**, **Wish List** and **On Hold** titles.

AXIS 360 ON YOUR COMPUTER

Enjoy eBooks on your Windows PC with the **Axis 360** desktop application. eBooks that are checked out via the Axis 360 website and/or the Axis 360 mobile app can be read in the desktop app.

To download the desktop app on a Windows computer, go to our website, www.poblib.org. Click on **Download Books, Axis 360, App Zone**.

1. Return to the Magic Wall. Click **Log In** and enter your library barcode and PIN. If you don't have a PIN, you can add one to your account at the Circulation or Information Desk.
2. The eBook  icon and  icon displayed in the top right corner of each title indicate the type of book. When this icon appears in gray, the item is not presently available for checkout, but can be placed on hold.
3. Once you've selected a title tap the **Checkout** button to borrow the item. When your checked-out title appears, open the Axis 360 app, which serves as a reader, to read your eBook on the computer.

Checked-out items will automatically return at the end of the 21 day loan period. However, if you wish to return an item early, hover over the eBook jacket and click the **Info** button. Click **Return Item**

My Stuff contains your **Checked Out**, **Wish List**, and **On Hold** titles.